

PrimeTime™ Gene Expression Master Mix

For probe-based qPCR assays



Achieve high efficiency
qPCR with fast or standard
cycling, singleplex or
multiplex



Obtain consistent results
from overnight experiments
with exceptional
benchtop stability



Enjoy cost savings



**Inquire about license-free
options for commercial or
diagnostic use**

Versatile, two-step, RT-qPCR master mix

PrimeTime Gene Expression Master Mix is designed to support probe-based qPCR assays for gene expression research. This master mix is guaranteed to provide assay efficiencies >90% in two-step RT-qPCR with PrimeTime 5' Nuclease Assays. It is also compatible with other qPCR primers and probes. Each order includes 2X Master Mix (antibody-mediated hot-start DNA polymerase, dNTPs, MgCl₂, enhancers, and stabilizers) and a separate reference dye stock solution.

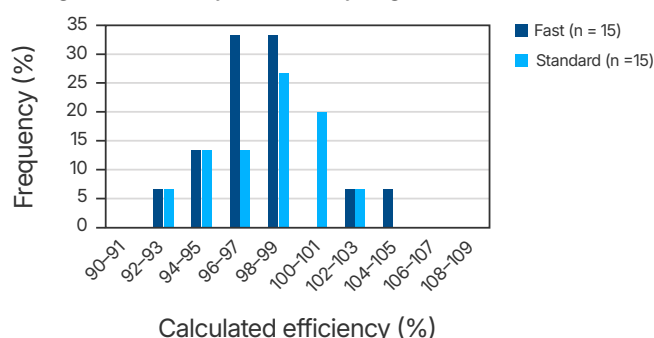
Superior performance—under fast or standard cycling conditions

PrimeTime Gene Expression Master Mix performs well under fast or standard cycling conditions (**Figure 1**) on a variety of real-time PCR instruments, including the 7900HT Fast™ (Thermo Fisher Scientific), QuantStudio™ 7 Flex (Thermo Fisher Scientific), CFX384 Touch™ (BioRad), and LightCycler® 480 (Roche).

Ambient temperature shipping

As part of our sustainability efforts, IDT scientists conducted testing to show that ambient temperature shipping conditions do not impact the function of the master mix. Elimination of shipping on dry ice maximizes your research budget, minimizes shipping delays, and benefits the environment. See **Figure 3** and our ambient shipping **white paper**.

A. High PCR efficiency under fast cycling conditions.



B. Consistent C_q values under fast or standard cycling conditions.

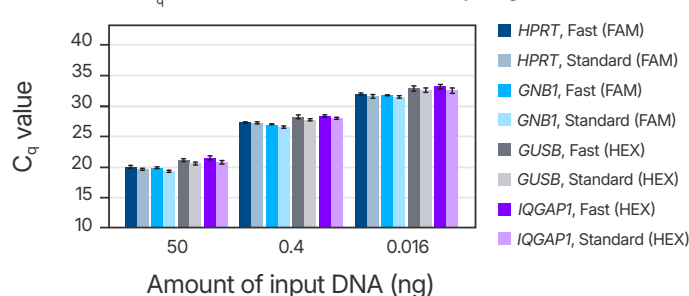


Figure 1. Consistent, high-efficiency PCR amplification under fast or standard cycling conditions. qPCRs consisting of PrimeTime qPCR Assays, PrimeTime Gene Expression Master Mix, reference dye, and template were run on a 7900HT Fast™ system (Thermo Fisher Scientific) using standard and fast cycling conditions. **(A)** This histogram shows the calculated PCR efficiency of 15 assays run under standard (light blue) or fast (dark blue) cycling conditions using either diluted cDNA (0.016–50 ng) or gBlocks™ Gene Fragments (10¹–10⁷ copies) as template. All assays exhibited 90–110% PCR efficiency with R₂ >0.99. **(B)** At each concentration of cDNA (50–0.016 ng; 3 of 6 dilutions shown), the difference in C_q values determined using fast or standard cycling conditions was <1. Standard cycling: 3 min at 95°C; 49 x (15 sec at 95°C; 1 min at 60°C). Fast cycling: 3 min at 95°C; 49 x (5 sec at 95°C; 30 sec at 60°C).

Consistent C_q results every time—exceptional batch uniformity and benchtop stability

You can expect consistent results, even when using different batches of PrimeTime Gene Expression Master Mix (**Figure 2**). In addition, this reliable master mix is ideal for high-throughput applications and overnight experiments. It has shown exceptional temperature stability with no loss of amplification efficiency or degradation of components after 24 hours at room temperature (**Figure 2**) or after extended heat-stress (50°C up to 7 days) (**Figure 3**).

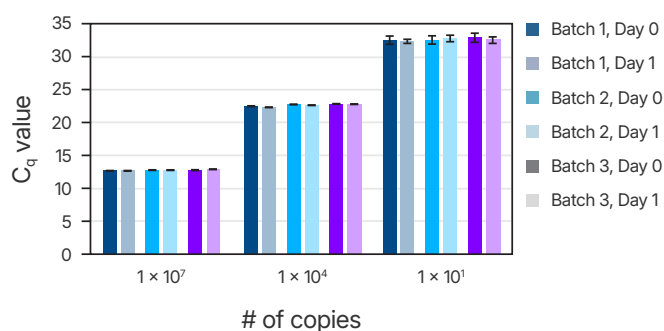
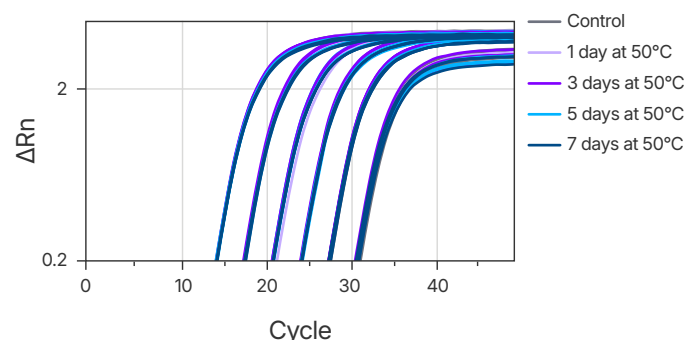


Figure 2. Reliable results using different batches of master mix after day 0 and 24 hr at room temperature. qPCRs consisting of PrimeTime *HPRT* qPCR Assay (FAM-labeled probe; Assay ID: Hs.PT.58v.45621572), PrimeTime Gene Expression Master Mix, reference dye, and varying amounts of gBlocks Gene Fragments (3 of 7 dilutions shown: 10¹–10⁷ copies, 8 replicates) were run immediately (Day 0), or after 24 hours (Day 1) on a QuantStudio™ 7 Flex System (Thermo Fisher Scientific). The standard deviations of the C_q values for template levels >10 copies were <0.5. To see additional results, visit www.idtdna.com/qPCRmastermix.

A. Consistent results after heating at 50°C up to 7 days



B. PCR efficiency maintained after extended heat treatment

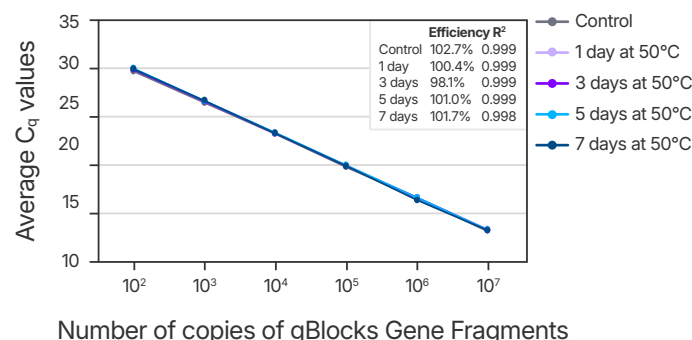


Figure 3. After treatment at 50°C for up to 7 days, PrimeTime Gene Expression Master Mix provides high PCR efficiency with no change in C_q values, when compared to untreated Master Mix. PrimeTime Master Mix was incubated at 50°C for 1, 3, 5, or 7 days, or at –20°C until use (control). Consistent, high-efficiency PCR results are shown by representative amplification curves (**A**) and standard curves (**B**) from *HPRT* assays that remained at room temperature for 24 hours before running the thermal cyclor.

Ordering information

Product	Unit size	Catalog #
PrimeTime Gene Expression Master Mix	1 × 1 mL	1055770
	1 × 5 mL	1055772
	5 × 5 mL	1055771

Master mix is shipped at ambient temperatures. Store at –20°C. Contact us at www.idtdna.com/contactus for discounted pricing on 500 mL or above.

Related Products	Catalog #
PrimeTime qPCR Probe Kits	Order at www.idtdna.com/primetime-probe-assays
PrimeTime qPCR Probes	Order at www.idtdna.com/qPCRprobes
Affinity Plus™ qPCR Probes	Order at www.idtdna.com/AffinityPlus

For more information, visit www.idtdna.com/qPCRMasterMix



For Research Use Only. Not for diagnostic procedures. Unless otherwise agreed to in writing, IDT does not intend these products to be used in clinical applications and does not warrant their fitness or suitability for any clinical diagnostic use. Purchaser is solely responsible for all decisions regarding the use of these products and any associated regulatory or legal obligations.

© 2025 Integrated DNA Technologies, Inc. All rights reserved. For specific trademark and licensing information, see www.idtdna.com/trademarks. Doc ID: RU022-0706_002 07/25