

Discover your assay solutions for solid tumor, blood cancer, immune profiling, and genetic disease research

Deliver answers confidently using Archer NGS assays, designed with patented Anchored Multiplex PCR (AMP™) chemistry, streamlined workflows, and user-friendly analysis.

- **VARIANTPlex™** panels provide sensitive variant DNA detection, including in low-input or degraded samples such as FFPE tissue.
- **FUSIONPlex™** panels use RNA to identify both known and novel fusions, ensuring you receive comprehensive information.
- **LIQUIDPlex™** panels pinpoint low-frequency variants in ctDNA samples.
- **IMMUNOVerse™** panels provide immune profile insights to blood cancer and solid tumor research samples.

To keep up with the pace of discovery, you can customize Archer panel content. Easily add pre-designed, functionally-tested primers to existing panels or create a panel from scratch that fits your exact requirements with Archer's design services.



Workflows for VARIANTPlex, FUSIONPlex, LIQUIDPlex, and IMMUNOVerse research assays.

Put the Assay Marketplace to work for you to support panel selection or new panel design. Library preparation, sequencing, and analysis have similar workflows and bench-top protocols for all panels, allowing for lab efficiencies. Extraction and sequencing is not included with Archer NGS assays, but assays are compatible with common sample types and sequencing platforms.

Archer assay technology has been designed for flexibility with different sample types, nucleic acid inputs, genes targeted, and genomic alterations identified. This design allows for easier adoption, training, and continued research use in your lab with multiple Archer panels.

Solid Tumor Catalog Panels

Sensitive, targeted NGS assays for solid tumor tissue and plasma samples ensure that you receive reliable, comprehensive genomic information for your oncology research

		Genes Targeted	Genomic alterations detected	Recommended reads
DNA Input	VARIANTPlex			
	Complete Solid Tumor v2	430	SNVs, indels, CNVs, ITDs, MSI, TMB, HRD	57 M
	Pan Solid Tumor v2	185	SNVs, indels, CNVs, ITDs, MSI, TMB, HRD	37 M
	Expanded Solid Tumor	76	SNVs, indels, CNVs, ITDs, MSI	6 M
	Core Solid Tumor	60	SNVs, indels, CNVs, ITDs, MSI	4.5 M
	Solid Tumor Focus v2	20	SNVs, indels, CNVs, ITDs, MSI	1.5 M
RNA Input	FUSIONPlex			
	Pan Solid Tumor v2	137	Fusions, SNVs, indels, expression	3.5 M
	Core Solid Tumor	57	Fusions, SNVs, indels, expression	3 M
	Sarcoma v2	63	Fusions, SNVs, indels, expression	2 M
	Lung v2	17	Fusions, SNVs, indels, expression	1 M
ctDNA Input	LIQUIDPlex			
	Universal Solid Tumor	29	SNVs, indels	5 M

Customize panels or design from scratch. Get started at Assay-Marketplace.Archerdx.com.

Solid Tumor Complete Genomic Profiling Solutions

Pair reliable DNA- and RNA-based research assays to efficiently generate a complete biomarker profile

Paired Panels	Genes	Reads	Samples* per NextSeq 500/550 high output kits v2.5
FUSIONPlex Lung v2	17	1 M	160
VARIANTPlex Solid Tumor Focus v2	20	1.5 M	
FUSIONPlex Core Solid Tumor	57	3 M	53
VARIANTPlex Core Solid Tumor	60	4.5 M	
FUSIONPlex Pan Solid Tumor v2	137	3.5 M	10
VARIANTPlex Pan Solid Tumor v2	185	37 M	
FUSIONPlex Pan Solid Tumor v2	137	3.5 M	6
VARIANTPlex Complete Solid Tumor v2	430	57 M	


*Data assumes Archer libraries are prepared using liquid adapters. *Sample = 1 VARIANTPlex library + 1 FUSIONPlex library*

VARIANTPlex and FUSIONPlex panels can be paired for cost-effective solutions to provide SNVs, indels, CNVs, ITDs, fusions, expression, MSI, TMB, and HRD information from a single sample.

High-throughput workflows enabled with liquid reagents and scalable analysis



Compatible with all VARIANTPlex and FUSIONPlex panels for Illumina® sequencers, liquid reagents enable automated liquid handling workflows for high volume research labs. To best suit your lab's needs, library prep automation support for liquid handlers is available, with liquid reagents in 24- and 96-reaction kits.



Handle hundreds of samples simultaneously with rapid analysis times, without expensive hardware or associated maintenance, when you use Archer's Analysis Unlimited, a private cloud-based solution. For variant annotation and analysis, IDT has partnered with Molecular Health to provide labs with tertiary analysis for NGS data.

Blood Cancer Catalog Panels

Sensitive, purpose-built NGS assays ensure that you generate reliable, comprehensive genomic information for your hematological malignancy research

	Genes Targeted	Genomic alterations detected	Recommended Reads	
VARIANTPlex				
DNA Input	Myeloid	75	SNVs, indels, ITDs	4 M
	Lymphoma	51	SNVs, indels, CNVs	5 M
	Core Myeloid	37	SNVs, indels, ITDs	3 M
	MPN Focus	12	SNVs, indels, ITDs	800 K
	AML Focus	11	SNVs, indels, ITDs	800 K
FUSIONPlex				
RNA Input	Pan-Heme	199	Fusions, SNVs, indels, expression levels	4.5 M
	Heme v2	87	Fusions, SNVs, indels, expression levels	1.5 M
	Myeloid	84	Fusions, SNVs, indels, expression levels	1.5 M
	Lymphoma	125	Fusions, SNVs, indels, expression levels	2 M
	Acute Lymphoblastic Leukemia (ALL)	81	Fusions, SNVs, indels, expression levels	1.5 M

Customize panels or design from scratch. Get started at Assay-Marketplace.Archerdx.com.

Blood Cancer Complete Genomic Profiling Solutions

Pair reliable DNA- and RNA-based research assays to efficiently generate a complete biomarker profile

Paired Panels	Genes	Reads	Samples* per NextSeq 500/550 high output kits v2.5
FUSIONPlex Pan Heme	199	4.5 M	47
VARIANTPlex Myeloid	75	4 M	
FUSIONPlex Lymphoma	125	2 M	66
VARIANTPlex Lymphoma	51	5 M	
FUSIONPlex Myeloid	84	1.5 M	88
VARIANTPlex Core Myeloid	37	3 M	


Data assumes Archer libraries are prepared using liquid adapters. *Sample = 1 VARIANTPlex library + 1 FUSIONPlex library

VARIANTPlex and FUSIONPlex panels can be paired for cost-effective solutions to provide SNVs, indels, ITDs, fusions, and expression alterations from a single sample.

Scale easily with liquid reagents and analysis built for high-throughput



Liquid reagents enable high-throughput automated liquid handling workflows and are compatible with all VARIANTPlex and FUSIONPlex panels for Illumina sequencers. To best suit your lab's needs, library prep automation support for liquid handlers is available, with liquid reagents in 24- and 96-reaction kits.



Built for high-throughput workflows, Archer Analysis Unlimited is a private, cloud-based bioinformatics solution that allows you to quickly analyze hundreds of samples simultaneously without expensive hardware or the associated maintenance. For variant annotation and analysis, IDT has partnered with Molecular Health to provide labs with tertiary analysis for NGS data.

Solid Tumor and Blood Cancer Catalog Panels

Sensitive, targeted NGS assays for solid tumor tissue samples to identify DNA profiles of multiple cancers with one panel

DNA Input	Genes		Recommended Reads
	Targeted	Genomic alterations detected	
VARIANTPlex			
Comprehensive Tissue and Blood	460	SNVs, Indels, CNVs, ITD, MSI, TMB, HRD	61 M

Immune Profiling Catalog Panels

Assess B- and T-cell clonalities, somatic hypermutations, tumor-infiltrating lymphocytes, and MRD with assays for your solid tumor and blood cancer research

	Target regions	Applications	Recommended Reads	
RNA Input	IMMUNOVerse			
	T-cell Receptor (TCR)	TCR beta, gamma, alpha, and delta chains	Clonality, MRD, TILs, profiling	250 K to 10 M*
	B-cell Receptor (BCR)	BCR heavy (IGH) and light (kappa/lambda) chains	Clonality, MRD, profiling, somatic hypermutation	250 K to 10 M*

*Recommended reads vary depending on input type, quality, B- or T-cell content, and application.

Genetic Disease Catalog Panels

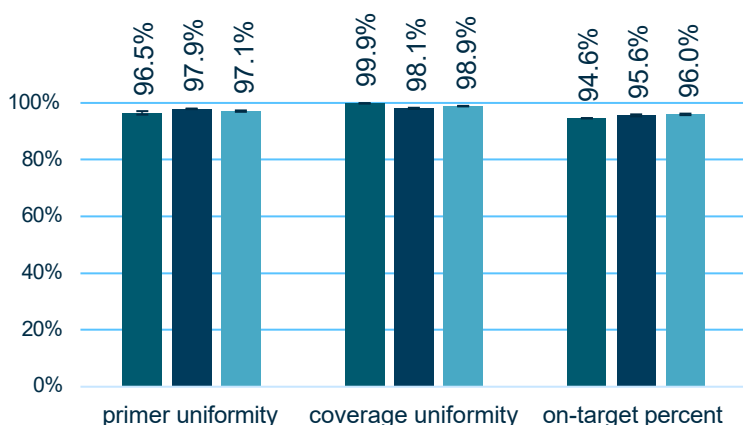
Discover genetic alterations for inherited disease research, including variants important for assessing diverse populations

	Genes Targeted	Genomic alterations detected	Recommended Reads
DNA Input	VARIANTPlex		
	Expanded Carrier	111	SNVs, indels, CNVs, ITDs
	CFTR v2	27 exons, select intronic regions	SNVs, structural variants, ITDs

Custom Panel Design

Customizable panel content ensures that new designs don't derail your research

Since Archer assays use AMP primers that function independently, gene content can easily be customized without compromising assay performance. To get started, take your target list to Assay-Marketplace.Archerdx.com.



Visit Assay Marketplace

- Small panel, 228 primers
- Medium panel, 554 primers
- Large panel, 2058 primers

*Read depth must be scaled appropriately.

High primer uniformity, coverage uniformity, and percent on-target with AMP primers, regardless of primer pool size, means assay performance remains high even when adding new content.